





LEAPTON
SOLAR

Monofacial

Bifacial

LP210*210-M-66-NB N-Type TOPCon Dual Glass
Rated Power 690-720W



N-Type MBB Cell
New circuit design N-type cells, can increase the output power of 10W~20W



Low Light Features
Higher performance under low light environment.



Bifacial with dual glass
Module adopts 210*210mm half cells, bifacial module provide an additional 5%~25% output.



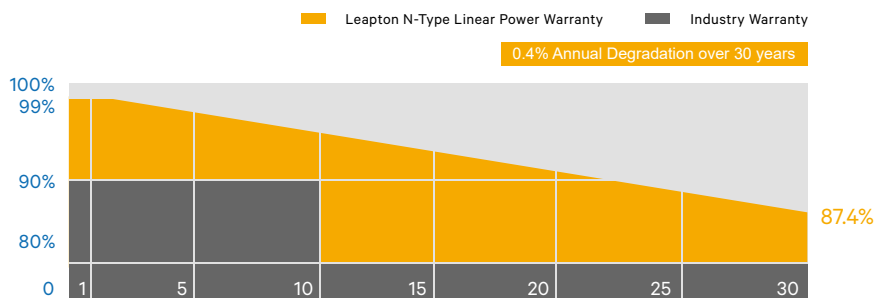
PID Protection
Ensure the attenuation probability caused by PID phenomenon is minimized.



Harsh Environmental Adaptability
Strict salt spray and ammonia corrosion test by TUV Nord.



Load Capacity
Mechanical load tests including wind load 2400 Pa and snow load 5400 Pa done by TUV Nord.



Headquarter : Leapton Energy Co., Ltd.

📍 Tosei Bldg. 6F, 1-2-1 Aioi-cho, Chuo-ku Kobe-shi, Hyogo, 650-0025, Japan

☎ +81-78-382-3182

🌐 www.leaptonenergy.jp

Manufacturer : Leapton Solar (Changshu) Co., Ltd.

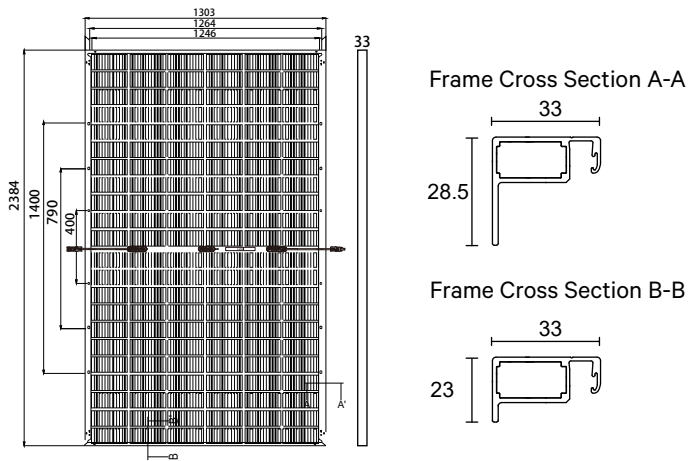
📍 No.9, Sunshine Avenue, Changshu City, Jiangsu, China

☎ +86-512-88800068

✉ info@leaptonenergy.com

🌐 www.leaptonpv.com

MECHANICAL DIAGRAMS



SPECIFICATIONS

Weight	37.5kg
Dimensions	2384mm*1303mm*33mm
Cell Dimensions	210*210mm
Cell Amount	66*2 pcs
Maximum System Voltage	1500V
Junction Box	IP68
Front glass	2.0mm, Anti-Reflection Coating
Back glass	2.0mm, Heat Strengthened Glass
Frame	Aluminum Alloy
Cable	4mm ² , N 1400mm/P 1400mm for Horizontal installation 4mm ² , N 320mm/P 320mm for Vertical installation
Connector	MC4 compatible
Bifaciality	80±5%

ELECTRICAL PARAMETERS AT STC

Power	690W	695W	700W	705W	710W	715W	720W
Open Circuit Voltage	47.80V	48.00V	48.20V	48.40V	48.60V	48.80V	49.00V
Short Circuit Current	18.30A	18.40A	18.48A	18.52A	18.57A	18.61A	18.65A
Maximum Power Voltage	39.80V	40.00V	40.20V	40.40V	40.60V	40.80V	41.00V
Maximum Power Current	17.34A	17.38A	17.41A	17.45A	17.49A	17.52A	17.56A
Module Efficiency	22.21%	22.37%	22.53%	22.70%	22.86%	23.12%	23.18%

* Under Standard Test Conditions (STC) of irradiance of 1000 W/m², spectrum AM 1.5 and cell temperature of 25°C.

ELECTRICAL PARAMETERS AT NMOT

Power	526W	530W	534W	538W	541W	545W	549W
Open Circuit Voltage	45.35V	45.55V	45.75V	45.95V	46.15V	46.35V	46.55V
Short Circuit Current	14.70A	14.78A	14.82A	14.86A	14.91A	14.94A	14.97A
Maximum Power Voltage	37.60V	37.80V	38.00V	38.20V	38.35V	38.55V	38.75V
Maximum Power Current	13.99A	14.02A	14.05A	14.08A	14.11A	14.14A	14.17A

* Under Nominal Module Operating Temperature (NMOT), irradiance of 800 W/m², spectrum AM 1.5, ambient temperature 20°C, wind speed 1 m/s.

ELECTRICAL PARAMETERS (AT 10% BIFACIAL POWER OUTPUT)

Output Power	759W	765W	770W	776W	781W	787W	792W
Open Circuit Voltage	47.80V	48.00V	48.20V	48.40V	48.60V	48.80V	49.00V
Short Circuit Current	20.17A	20.21A	20.27A	20.33A	20.37A	20.43A	20.47A
Maximum Power Voltage	39.80V	40.00V	40.20V	40.40V	40.60V	40.80V	41.00V
Maximum Power Current	19.07A	19.13A	19.15A	19.21A	19.24A	19.29A	19.32A

TEMPERATURE CHARACTERISTICS

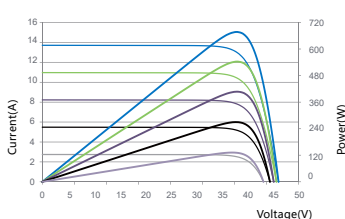
NMOT	41±3°C	Temp Coefficient of ISC	+0.046%/°C
Temp Coefficient of VOC	-0.25%/°C	Temp Coefficient of Pmax	-0.30%/°C

PACKING CONFIGURATION

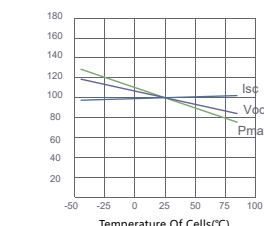
Modules/Pallet	34 Pieces	Modules/40'Container	612 Pieces
Packing Description	18 Pallets, Total=34x18=612 Pieces		

CHARACTERISTICS

LP210*210-M-66-NB-710W



LP210*210-M-66-NB-710W



MAXIMUM RATING

Output Tolerance	0~+5W
Operating Temperature	-40°C~+85°C
Wind Load/Snow Load	2400pa/5400pa
Fuse Current	30A



Headquarter : Lepton Energy Co., Ltd.

📍 Tosei Bldg. 6F, 1-2-1 Aioi-cho, Chuo-ku Kobe-shi, Hyogo, 650-0025, Japan

Manufacturer : Lepton Solar (Changshu) Co., Ltd.

📍 No.9, Sunshine Avenue, Changshu City, Jiangsu, China

☎ +81-78-382-3182

🌐 www.leptonenergy.jp

☎ +86-512-88800068

✉ info@leptonenergy.com

🌐 www.leptonpv.com